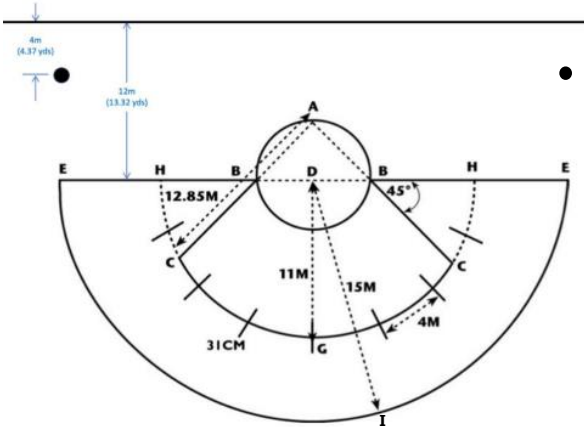


OWFL Field Lining Guide for Host Sites 2025

Directions on Lining the Advantage Flag Area (AFA) – **ALL FIELDS/ALL LEVELS OF PLAY:**

Do not rely on field lining guides from previous seasons. Use this guide for all field lining purposes in 2025.



- D to A = 3m Goal-Circle, 3m radius.
- D to B = 3m Goal-Circle, 3m radius.
- B to B = 6m Goal-Circle, 6m diameter.
- D to G = 11m 11m Fan, 11m radius.
- D to H = 11m 11m, mark a small hash at (H).
- D to E = 15m Goal-Line-Extended, marked from the edge of the Goal-Circle (B) to the 15m MA arc (E).
- D to I = 15m 15m MA Line/arc, 15m radius.

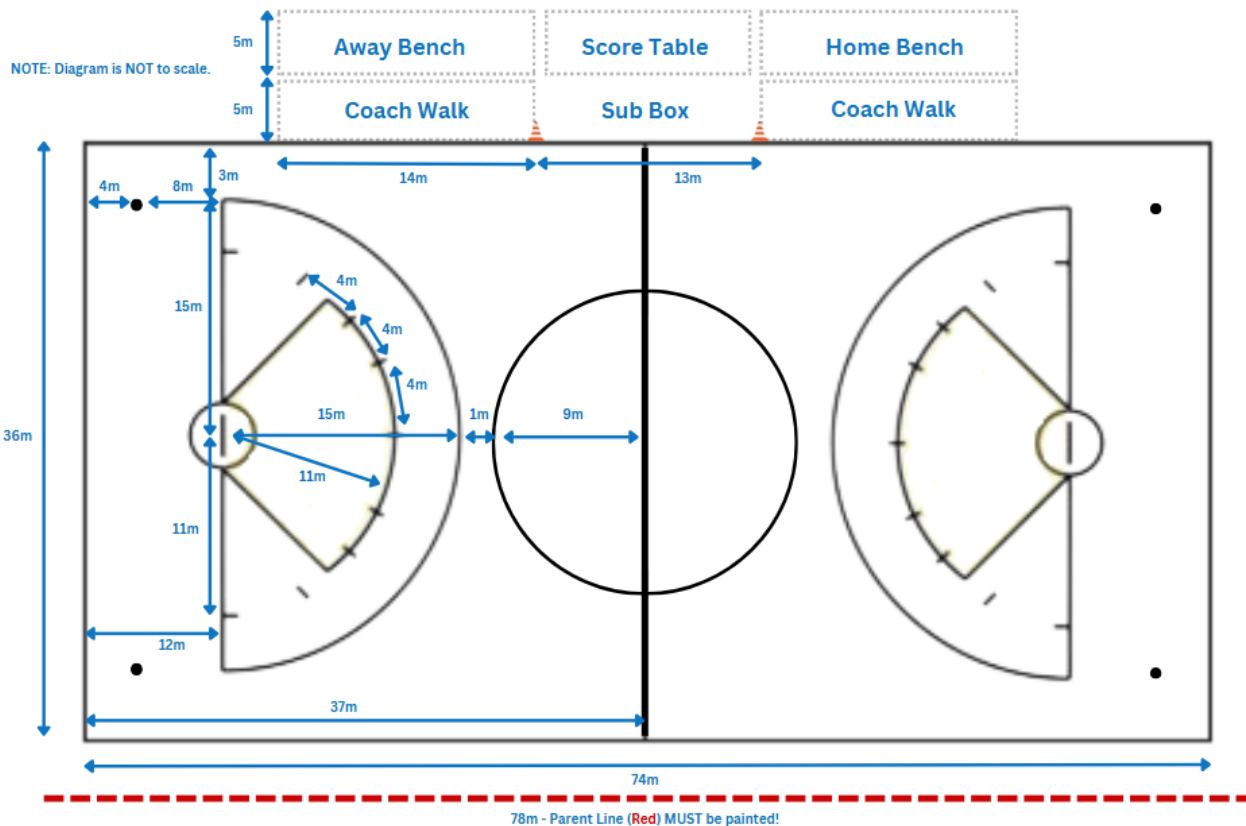
- 12m between the Goal Line Extended and the endline.
- 7 hash marks each 31 cm in length marked inside the MA, commencing with the center hash. Each are 4m apart.
- 2 dots, each aligned with the edge of the 15m MA, 4 meters in from the end-line.

U9 & U11 Field Lining 2024 (Smaller, Modified Field; **74m x 36m**)

Do not rely on field lining guides from previous seasons. Use this guide for all field lining purposes in 2025.

Notes for Lining the U9/U11 Small, Modified Field (**74m x 36m**):

- Use a different colour of paint to mark a U9/U11 field, to avoid confusion with a full-size field used for older age groups.
- **When a U9/U11 field is painted on top of a regular/full-size field, the centre circles should align.** The smaller field is painted in the middle of the larger field.
- If a field is already lined for soccer, the centre circle and centre line painted for soccer do not need to be repainted.
- A centre line **must** be included, as this serves as our Restraining-Line for U9 and U11.
- The substitution box, away and home benches, and score table boxes do not need to be painted. Pylons may be used to mark these areas outside of the 36m x 70 playing surface.



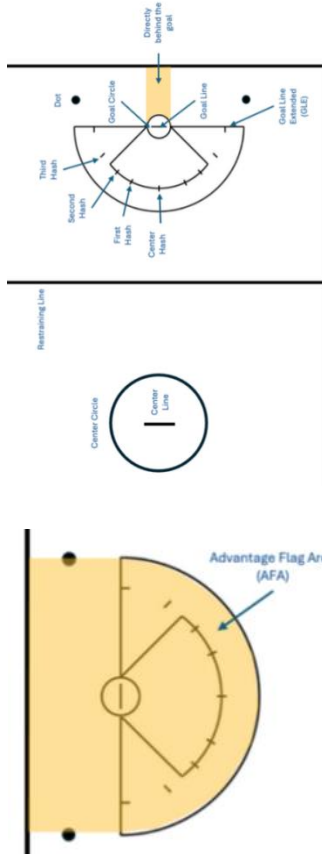


OWFL Field Lining Guide for Host Sites 2025

U13, U15, U19 & JEWL Field (100m x 60m)

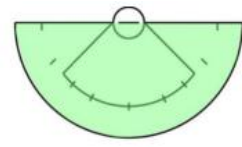
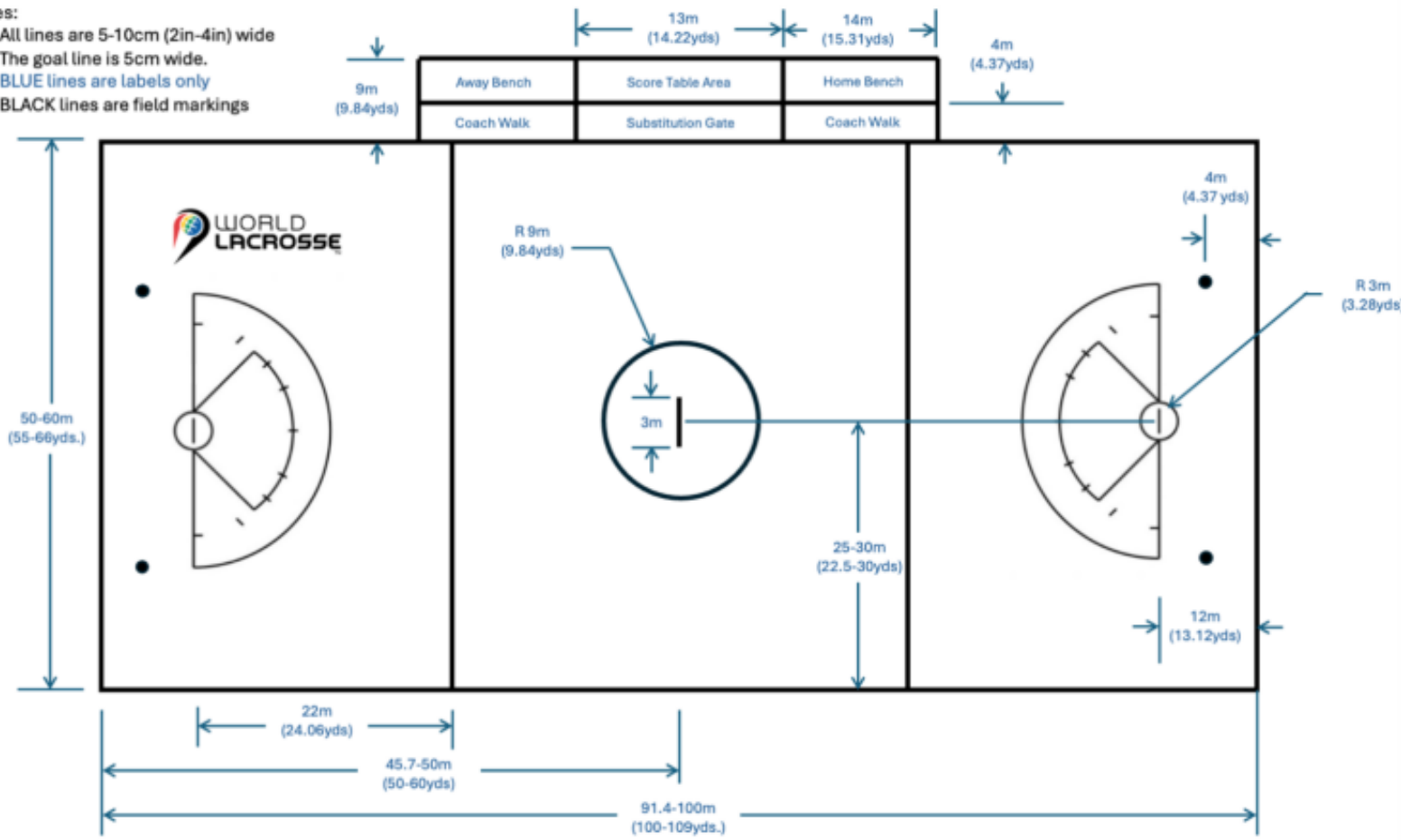
Do not rely on field lining guides from previous seasons. Use this guide for all field lining purposes in 2025.

Additional Diagrams for Reference (ALL Fields):

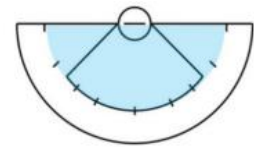


Notes:

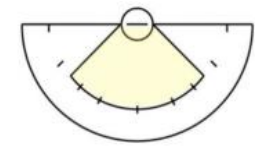
- All lines are 5-10cm (2in-4in) wide
- The goal line is 5cm wide.
- BLUE lines are labels only
- BLACK lines are field markings



15m Marking Area



11m Marking Area



11m Fan

Additional Notes for Lining a Full-Sized Field (U13, U15, U19, JEWL fields; 100m x 60m):

- The substitution box, away and home benches, and score table boxes do not need to be painted. Pylons may be used to mark these areas outside of the playing surface.
- If a field is already lined for soccer, the centre circle as painted for soccer does not need to be repainted.
- If a field is short, space should be lost in the midfield area (between the two restraining lines) first. If additional space is required, the space below the Goal-Circle may be reduced to from 12m to 10m maximum. Do not reduce the space between the Goal Line Extended and the Restraining Line; it should always remain 22 meters. The size of the 15m Marking Area should never be reduced.

